

Scaled data based on original data using
LM-79-08 Approved Method: Electrical and Photometric Measurements of Solid-
State Lighting Products

Test Report Prepared for
Cooper Lighting Solutions
(formerly Eaton)

Brand: McGRAW-EDISON

Report Number: P270210

Luminaire Tested: **GWC-AF-02-LED-E1-SL3-7027-600**

Issue Date: 3/3/2020

Test Information

Test Method: LM-79-08
Report Number: P270210
TEST IS SCALED FROM IESNA LM-79-08 TEST DATA (P24288)
Test Lab: INNOVATION CENTER P2
Issue Date: 3/3/2020
Manufacturer: COOPER LIGHTING SOLUTIONS (FORMERLY EATON)
Product Line: MCGRAW-EDISON
Catalog Number: GWC-AF-02-LED-E1-SL3-7027-600
Description: GALLEON WALL LUMINAIRE
(2) 70 CRI, 2700K, 615mA LIGHTSQUARES WITH 16 LEDS EACH AND TYPE III
SPILL LIGHT ELIMINATOR OPTICS
Light Source: -
Ballast/Driver: ELECTRONIC DRIVER

Summary

Lumens per Lamp: N/A
Luminaire Lumens: 7111.8 lumens
Efficiency: N/A
Efficacy: 107.8 lumens/watt
Luminous Opening: Rectangular (W 1' x L: 0.5' x H: 0')
IES Classification: Type III - Medium - Non-Cutoff
BUG Rating: B1 - U0 - G2

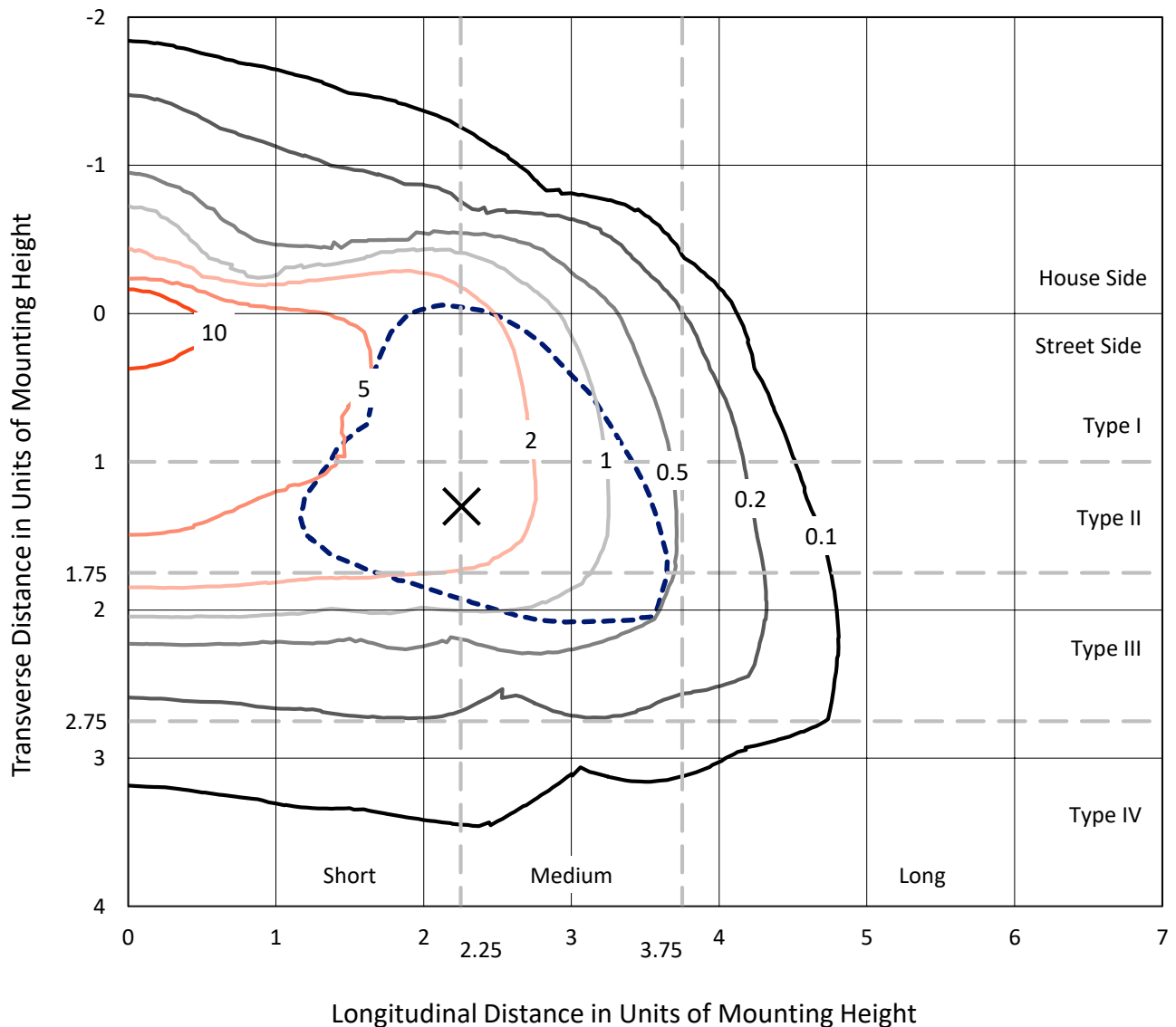
Input Watts (W): 66
Input Voltage (V): NR
Input Current (Ain): NR
Voltage Rise (V): NR
Power Factor: NR
Total Harmonic Distortion (THDi): NR
Frequency (hertz): 60
Stabilization Time: NR
Operation Time: NR
Ambient Temperature (°C): NR
Test Distance: 25 FT



REPORT NUMBER: P270210
 CATALOG NUMBER: GWC-AF-02-LED-E1-SL3-7027-600

Iso-Footcandle Lines of Horizontal Illumination

× Max cd
 - - - 1/2 Max cd

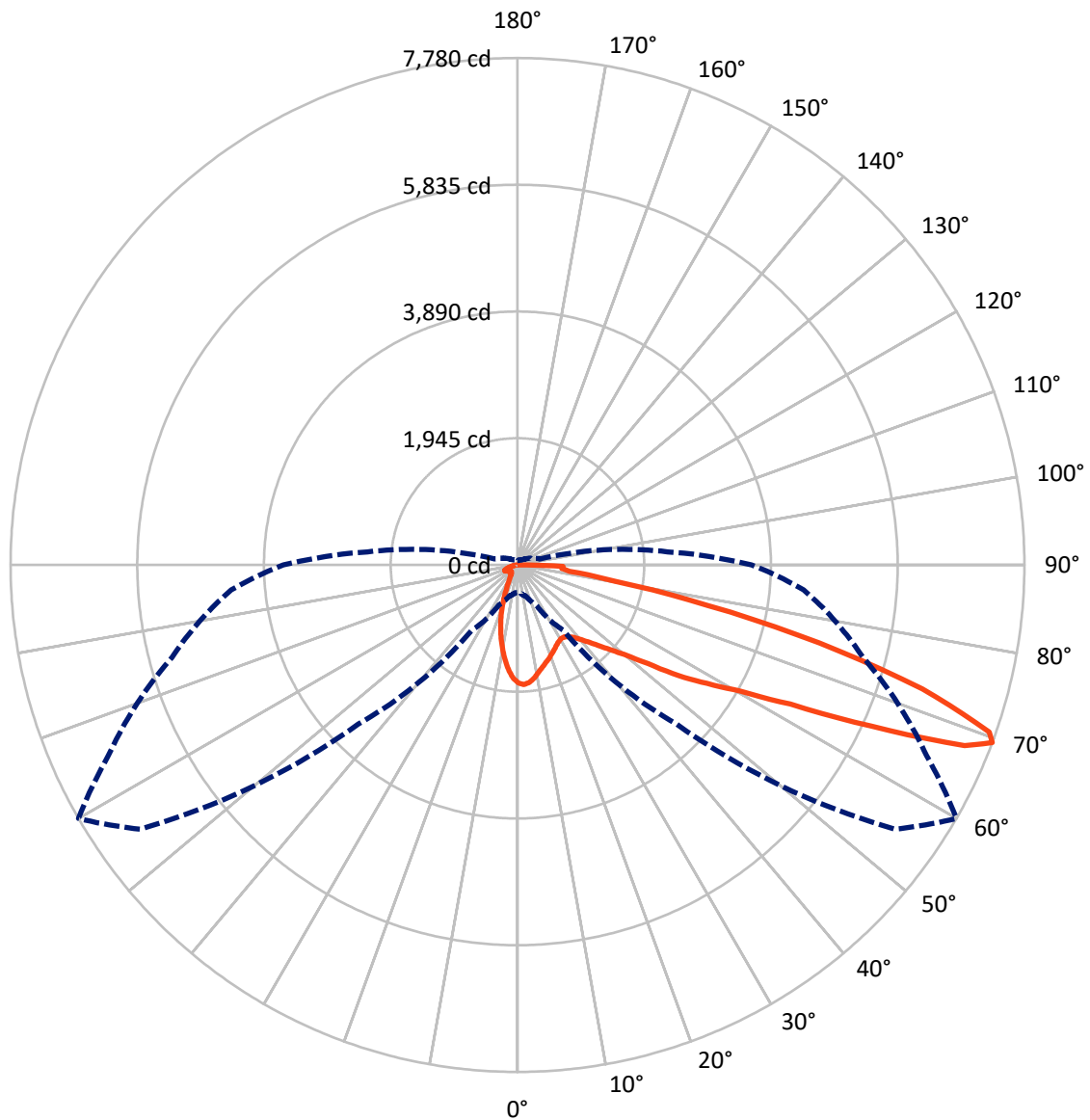


Based on 10 foot mounting height. Maximum calculated value = 18.1 fc
 Type III - Medium - Non-Cutoff

REPORT NUMBER: P270210

CATALOG NUMBER: GWC-AF-02-LED-E1-SL3-7027-600

Luminous Intensity Polar Plot



— Vertical Plane Through 60-Deg Lateral - - - Horizontal Cone Through 69-Deg Vertical

REPORT NUMBER: P270210

CATALOG NUMBER: GWC-AF-02-LED-E1-SL3-7027-600

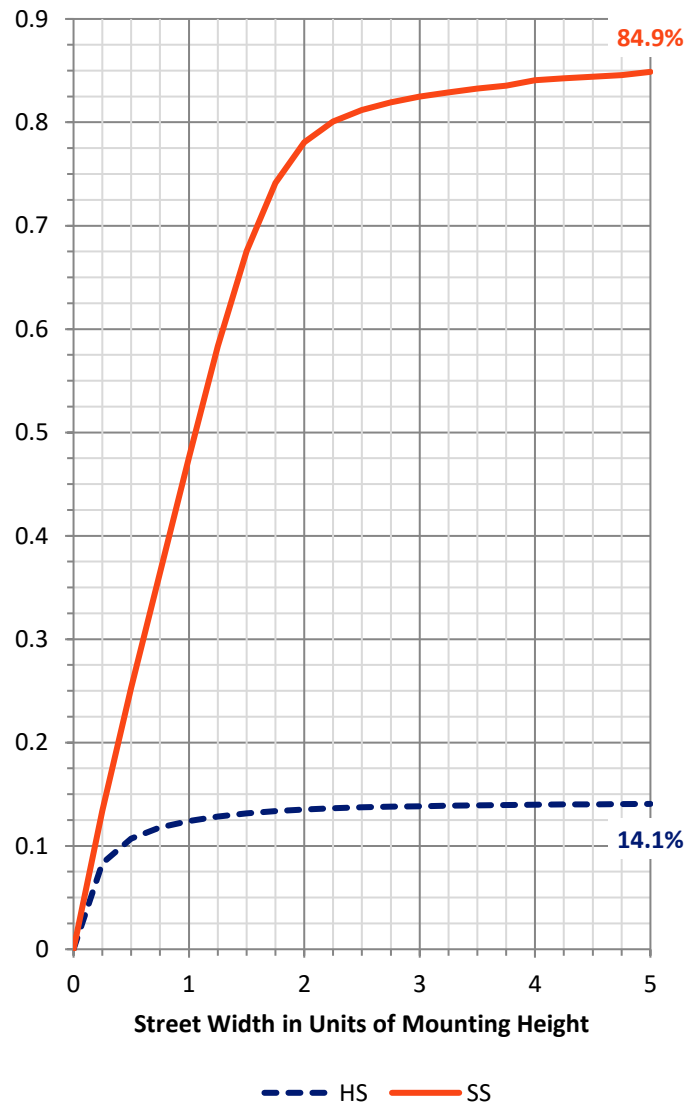
FLUX DISTRIBUTION:

		Downward	Upward	Total
House Side	Lumens	1011.8	0.0	1011.8
	% Fixture	14.2	0.0	14.2
Street Side	Lumens	6100.0	0.0	6100.0
	% Fixture	85.8	0.0	85.8
Total	Lumens	7111.8	0.0	7111.8
	% Fixture	100.0	0.0	100.0

ZONAL LUMENS:

Zone	Lumens	% Fixture
0°-10°	153.2	2.2
10°-20°	326.5	4.6
20°-30°	416.0	5.8
30°-40°	571.9	8.0
40°-50°	927.9	13.0
50°-60°	1488.1	20.9
60°-70°	1980.6	27.8
70°-80°	1069.3	15.0
80°-90°	178.4	2.5
90°-100°	0.0	0.0
100°-110°	0.0	0.0
110°-120°	0.0	0.0
120°-130°	0.0	0.0
130°-140°	0.0	0.0
140°-150°	0.0	0.0
150°-160°	0.0	0.0
160°-170°	0.0	0.0
170°-180°	0.0	0.0
0°-90°	7111.8	100.0
0°-180°	7111.8	100.0

Coefficient of Utilization



REPORT NUMBER: P270210

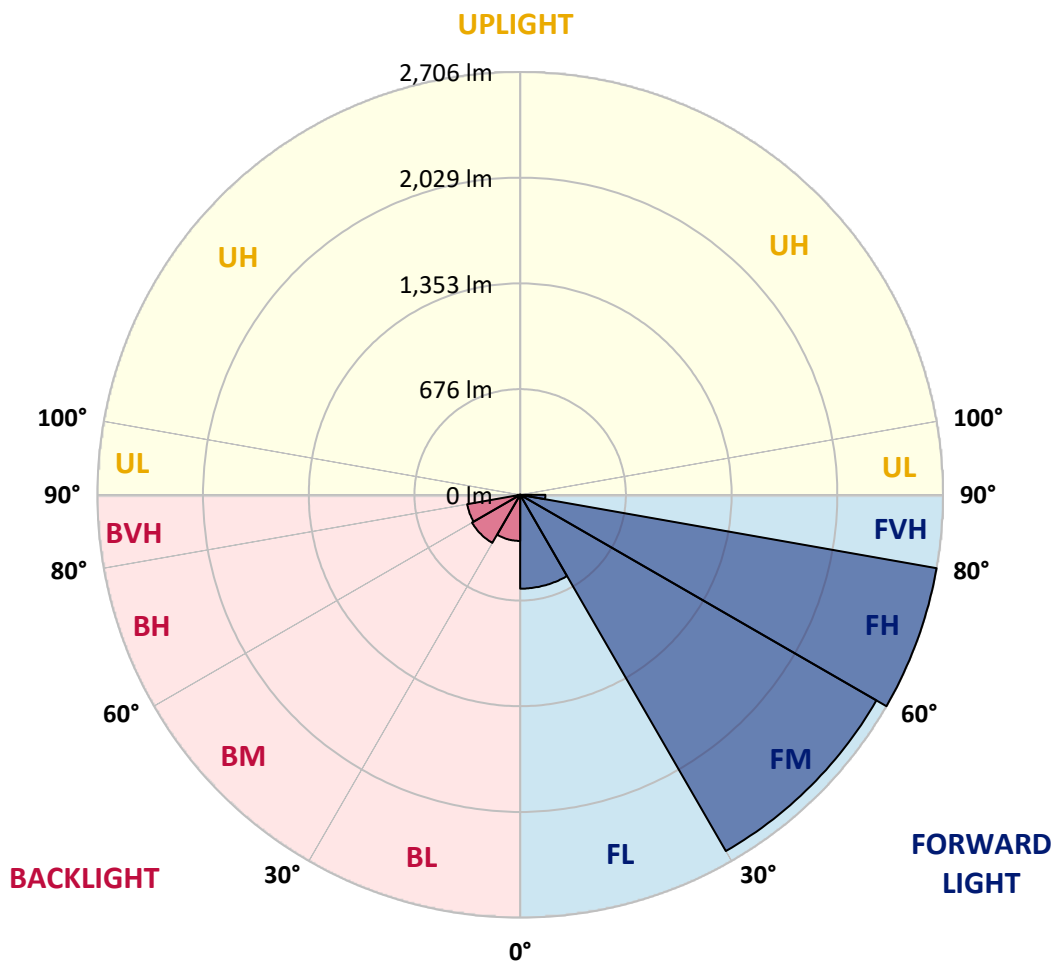
CATALOG NUMBER: GWC-AF-02-LED-E1-SL3-7027-600

LUMINAIRE CLASSIFICATION SYSTEM LUMEN TABLE AND BUG RATING:

Zone	Lumens	% Fixture	Zone Rating/Lumen Limit		
			B	U	G
FL (0°-30°)	600.5	8.4			
FM (30°-60°)	2632.4	37.0			
FH (60°-80°)	2705.9	38.0			G2/5000
FVH (80°-90°)	161.2	2.3			G2/225
BL (0°-30°)	295.2	4.2	B1/500		
BM (30°-60°)	355.5	5.0	B1/1000		
BH (60°-80°)	344.0	4.8	B1/500		G1/500
BVH (80°-90°)	17.2	0.2			G1/100
UL (90°-100°)	0.0	0.0		U0/0	
UH (100°-180°)	0.0	0.0		U0/0	

BUG Rating: B1-U0-G2

Type III Medium





REPORT NUMBER: P270210

CATALOG NUMBER: GWC-AF-02-LED-E1-SL3-7027-600

CANDELA DISTRIBUTION (FULL):

	0°	5°	15°	25°	35°	45°	55°	60°	65°	75°	85°
0°	1812.2	1812.2	1812.2	1812.2	1812.2	1812.2	1812.2	1812.2	1812.2	1812.2	1812.2
2.5°	1849.3	1853.5	1851.6	1850.7	1853.7	1848.9	1839.0	1835.9	1831.0	1819.7	1800.6
5°	1779.9	1792.3	1791.6	1800.8	1816.4	1820.4	1816.0	1816.6	1807.7	1793.6	1761.7
7.5°	1660.0	1665.2	1668.0	1688.2	1716.3	1738.9	1758.3	1764.5	1760.3	1748.3	1707.0
10°	1536.3	1540.5	1547.1	1570.6	1606.3	1637.7	1674.1	1695.0	1703.9	1701.8	1655.8
12.5°	1430.2	1434.4	1442.9	1469.6	1512.2	1550.7	1603.7	1629.7	1651.1	1663.8	1614.3
15°	1335.1	1344.0	1352.2	1383.1	1430.9	1481.3	1541.1	1574.1	1607.1	1635.6	1577.6
17.5°	1260.9	1269.8	1274.5	1302.7	1353.6	1415.4	1485.4	1524.3	1565.6	1612.3	1541.1
20°	1217.8	1222.0	1219.9	1235.7	1281.4	1347.1	1430.2	1475.1	1525.1	1590.3	1504.8
22.5°	1205.9	1206.2	1198.6	1196.9	1226.5	1281.7	1371.2	1425.7	1486.9	1575.8	1473.5
25°	1235.0	1234.0	1213.4	1196.5	1199.6	1231.9	1314.1	1377.6	1455.0	1572.8	1449.4
27.5°	1299.9	1303.1	1272.4	1240.9	1209.6	1208.6	1270.7	1337.8	1428.8	1586.9	1439.2
30°	1391.0	1396.1	1363.5	1323.4	1264.5	1216.1	1253.9	1314.1	1412.7	1616.1	1437.4
32.5°	1490.6	1496.1	1471.5	1429.2	1352.2	1262.8	1265.6	1316.1	1412.0	1657.0	1449.1
35°	1596.7	1602.9	1590.3	1554.5	1469.0	1349.2	1310.3	1349.4	1434.4	1719.4	1480.3
37.5°	1715.4	1724.9	1728.3	1694.4	1602.9	1462.8	1383.5	1412.7	1484.8	1806.3	1537.7
40°	1886.0	1899.5	1898.4	1849.6	1756.5	1616.4	1496.4	1504.0	1563.5	1922.5	1629.4
42.5°	2213.2	2215.8	2130.3	2024.2	1925.5	1777.8	1629.7	1623.5	1672.0	2069.5	1764.5
45°	2629.2	2617.8	2427.5	2222.3	2102.2	1963.3	1803.3	1773.1	1809.7	2248.8	1933.5
47.5°	2974.4	2948.2	2707.9	2424.7	2289.1	2165.1	2007.1	1954.2	1974.4	2452.3	2152.0
50°	3094.3	3074.7	2875.5	2593.0	2465.9	2411.1	2257.8	2182.9	2188.5	2694.7	2407.8
52.5°	3068.5	3065.7	2932.8	2704.1	2631.6	2669.4	2613.0	2511.7	2458.0	2964.0	2684.1
55°	3007.7	3013.5	2965.5	2833.3	2820.9	2918.8	3077.1	3002.2	2835.6	3235.9	2969.5
57.5°	2796.5	2811.5	2917.3	2995.7	3125.6	3271.3	3450.8	3429.5	3242.1	3529.6	3309.0
60°	2252.9	2288.1	2571.8	2964.0	3439.3	3894.8	3975.2	3925.8	3661.1	3894.2	3757.3
62.5°	1578.6	1615.1	1952.3	2566.3	3387.7	4599.1	4912.3	4699.0	4263.0	4431.0	4337.6
65°	845.1	862.6	1120.2	1780.6	2860.1	4744.4	6282.0	5957.4	5216.1	5093.0	4834.0
67.5°	466.2	475.8	574.3	899.1	1831.7	4177.8	7154.7	7400.0	6407.2	5533.7	4743.7
69°	421.6	430.5	495.1	680.9	1225.7	3454.3	7069.4	7780.3	6929.3	5490.3	4409.7
70°	412.2	420.4	478.5	627.6	992.2	2847.3	6784.0	7683.1	7053.6	5333.9	4118.4
72.5°	371.0	380.0	436.2	563.7	847.9	1419.5	5373.8	6496.2	6403.9	4624.8	3123.9
75°	345.9	354.2	449.7	552.1	811.8	898.3	3542.6	4787.6	4707.6	3235.2	1684.4
77.5°	148.1	147.4	208.5	467.2	823.8	869.9	1903.6	2990.8	2728.8	1382.9	483.6
80°	99.0	97.2	99.0	137.4	755.5	874.7	997.3	1518.1	1146.7	352.4	238.4
82.5°	85.2	83.8	87.0	83.8	265.5	998.3	847.9	807.3	545.2	200.3	118.1
85°	57.4	54.9	74.9	75.3	125.5	887.0	955.1	682.0	441.1	118.8	58.4
87.5°	27.5	26.8	43.7	53.3	73.5	360.4	1071.5	698.8	444.9	60.8	27.8
90°	0.0	0.0	0.0	0.0	0.0	0.0	0.0	0.0	0.0	0.0	0.0



REPORT NUMBER: P270210

CATALOG NUMBER: GWC-AF-02-LED-E1-SL3-7027-600

CANDELA DISTRIBUTION (continued):

	90°	95°	105°	115°	125°	135°	145°	155°	165°	175°	180°
0°	1812.2	1812.2	1812.2	1812.2	1812.2	1812.2	1812.2	1812.2	1812.2	1812.2	1812.2
2.5°	1794.6	1780.6	1766.8	1750.3	1733.2	1714.0	1704.4	1694.7	1692.2	1689.5	1679.9
5°	1745.1	1725.3	1690.9	1653.2	1613.3	1574.5	1544.9	1526.4	1512.2	1505.1	1492.4
7.5°	1681.3	1652.2	1591.9	1526.7	1459.7	1398.7	1345.8	1312.3	1280.8	1265.9	1249.2
10°	1620.5	1576.9	1483.5	1387.3	1291.0	1198.6	1111.7	1050.2	995.6	965.0	943.4
12.5°	1568.4	1508.6	1379.0	1248.7	1116.9	985.4	855.0	752.7	667.3	622.2	599.1
15°	1517.4	1445.4	1279.6	1114.4	945.0	766.2	594.9	478.8	408.1	380.0	370.3
17.5°	1471.5	1379.0	1180.1	979.2	767.8	551.4	399.8	336.0	308.8	299.6	296.5
20°	1421.6	1312.1	1076.7	837.6	583.0	385.5	312.3	284.1	273.2	270.4	269.0
22.5°	1373.5	1245.9	977.7	686.0	418.8	297.5	268.4	256.6	254.8	257.4	257.4
25°	1332.6	1186.9	870.8	527.7	307.5	250.4	240.1	237.4	243.9	252.9	254.6
27.5°	1302.1	1138.5	757.2	389.5	245.0	217.7	217.5	221.9	238.1	255.3	258.7
30°	1281.1	1092.5	635.6	281.0	205.4	191.7	197.2	206.8	230.5	254.8	261.4
32.5°	1270.5	1058.5	508.8	217.5	175.9	168.3	177.7	189.4	212.7	235.4	243.9
35°	1278.6	1033.4	389.2	181.4	155.2	149.5	159.1	170.4	184.2	193.8	200.3
37.5°	1309.5	1023.3	293.7	162.6	141.3	135.7	143.3	149.7	155.2	158.0	161.2
40°	1376.3	1034.0	235.4	152.9	133.3	126.4	129.5	132.0	135.4	138.1	139.4
42.5°	1474.5	1066.0	210.9	149.1	129.1	119.3	118.5	119.6	124.1	129.1	130.3
45°	1611.9	1122.3	209.2	151.5	127.1	113.4	110.3	111.7	118.5	126.4	127.7
47.5°	1787.4	1208.2	223.0	158.7	128.8	110.3	105.1	106.9	115.4	126.1	127.7
50°	2000.2	1328.1	246.0	169.4	136.5	111.0	103.5	104.5	113.4	125.0	126.8
52.5°	2251.2	1498.3	271.1	179.8	144.3	115.4	104.8	102.3	110.6	120.9	123.0
55°	2530.5	1716.3	296.8	189.0	148.4	120.9	107.5	99.6	105.6	114.1	115.8
57.5°	2873.4	2021.5	341.4	197.8	151.2	124.8	110.3	96.8	99.0	105.1	106.4
60°	3337.6	2452.9	420.1	212.7	157.4	126.1	110.0	94.5	92.4	95.8	96.6
62.5°	3893.8	2921.5	485.8	231.3	167.7	127.1	107.8	92.7	87.0	87.0	87.7
65°	4223.9	3047.0	449.3	246.7	176.2	126.1	105.6	91.1	82.9	79.1	79.4
67.5°	3943.9	2679.6	385.2	249.8	175.9	121.4	101.7	87.9	78.7	72.9	72.6
69°	3593.1	2312.1	356.3	241.6	167.7	115.2	96.8	84.5	75.5	69.3	69.1
70°	3310.4	2087.8	337.4	232.7	158.7	110.6	93.2	81.4	73.2	67.4	66.7
72.5°	2406.9	1367.9	288.3	200.0	131.0	92.7	80.4	71.4	65.2	61.9	61.2
75°	1202.7	652.3	234.0	162.1	100.3	74.2	65.9	59.7	56.8	56.1	55.7
77.5°	395.1	298.9	167.4	120.9	74.6	58.1	53.3	48.8	48.1	50.1	49.4
80°	217.1	173.8	106.2	80.0	50.8	42.6	42.0	39.5	40.6	43.9	43.3
82.5°	110.6	90.4	65.7	48.1	34.3	30.6	33.3	32.0	33.3	36.4	36.1
85°	54.6	49.4	41.6	29.3	22.6	19.7	23.7	24.8	25.4	27.8	27.8
87.5°	31.6	29.3	22.0	13.7	11.4	10.3	13.7	13.5	15.8	17.2	16.9
90°	0.0	0.0	0.0	0.0	0.0	0.0	0.0	0.0	0.0	0.0	0.0

(END OF REPORT)